


IMPORTANT

YOU MUST FOLLOW THESE USER INSTRUCTIONS TO USE THIS VERSAPAK DOPING CONTROL KIT *FOR BLOOD*

INTRODUCTION

Welcome to the user instructions for doping control officers (DCO); **CLOSING** this Versapak Doping Control Biological Passport *for Blood*.

 Please read all instructions carefully.

 Register and download further information regarding use, video training and instructions in other languages.

- *Pour voir et télécharger des instructions dans d'autres langues, visitez:*
- *Anweisungen zum Herunterladen und Herunterladen von Anweisungen in anderen Sprachen finden Sie unter:*
- *Para ver y descargar instrucciones en otros idiomas, visite:*


www.versapak-anti-doping.com

INDICATIONS FOR USE

- The Versapak Doping Control Biological Passport is to be used by approved, authorised Doping Control Officers and Laboratories as per the '**International Standards for Testing and Investigations (ISTI)**'.
- The Versapak Doping Control Biological Passport is to be used for the 'tamper evident' storage and transportation of human specimens (Blood).
- The Versapak Doping Control Biological Passport must always be used in accordance with this user instruction manual and in accordance with the signed, accepted Versapak Doping Control Ltd Terms & Conditions of sale.

PRIOR TO USE

If you have not already checked the packaging label 'Use By' date, we advise you check before proceeding. Do not use this product if the date has passed.

 **WARNING:** The box this product was supplied in features a void label and wrap. If there is any evidence that the box had been opened or tampered with before, do not continue to use the kit, contact your organisation manager for instructions.

CONTENTS

Please check the contents and ensure the kit is intact.

1. A 'tamper evident' security canister, base and lid
2. A lid metal cap
3. 'Tamper evident', security label (to reseal packaging)
4. A leak proof bag containing an absorbent pad
5. User Instructions
6. 12x barcode labels
7. Box packaging



Fig a.



IMPORTANT: The box packaging must not be disposed of. It will be used again to send the samples to the chosen laboratory.

- Please ensure that all kit components have matching serial numbers (fig b)
 1. On the base and lid of the canister
 2. On the security label supplied



Fig b.



NOTE: If you have any doubts as to the integrity of your kit, do not use, contact your organisation manager.

GETTING STARTED

- Collect the blood sample according to Annex E of the ISTI, you can find additional Versapak Blood Collection Accessories by visiting our website at: www.versapak-anti-doping.com/blood-collection-accessories

CLOSING

- Place the Vacutainer® into the canister base.



3ml, 5ml and 10ml vacutainers® can be inserted into the Versapak Blood kit.

- Insert grey cap inside canister lid, place over the canister base (fig c) and press firmly down with either side of your hands, until you CLEARLY hear the closing clicks.

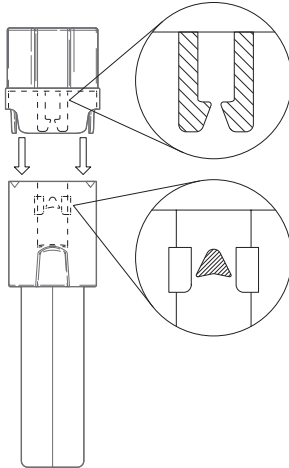


Fig c. Illustration of closing the lid

- Visually check both sides of the canister and ensure (1) locking legs are in place, underneath the (2) locking mechanism (fig d).

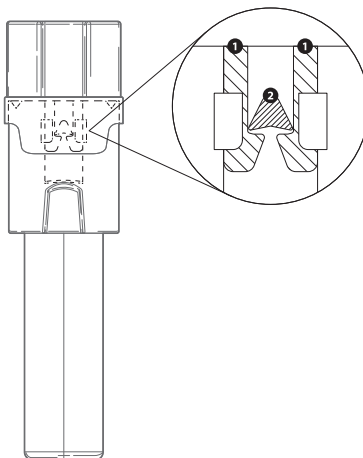
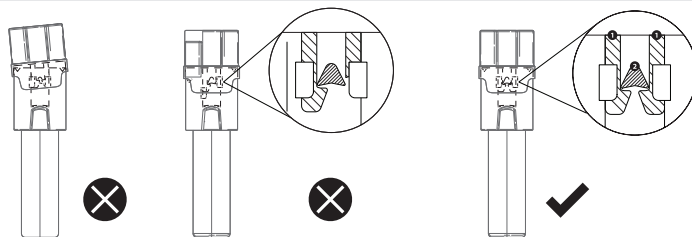


Fig d. Illustration of closed lid

WARNING. The following illustrates incorrect locking. Ensure your locking mechanism is correctly in position and all legs are in place.



Your Versapak ‘tamper evident’ blood canister is now secure and ready for storage/transport.

IMPORTANT: Versapak canisters are ‘tamper evident’. To ensure safe and secure transportation, all canisters and samples must be handled with care and in accordance with these User Instructions and the Terms & Conditions of sale.

IMPORTANT: The DCO is responsible for the correct collection and checks to ensure that the VERSAPAK kit is completely and securely fastened in accordance with section 6.3.4, annex D & E of the ISTI.

- Place the canister into the leak proof bag with an absorbent pad, as provided, and seal closed.

- Finally, place back in the packaging the kit was supplied in. Follow the illustration (fig e).

- Close and seal the transport box with the tamper evident sticker provided so it is ready for transportation.

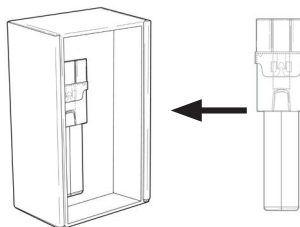


Fig e.

To comply with regulations for transporting human specimens, we recommend you use Versapak Secure Holdalls that conform to UN3373 and P650 and the Versapak T2 security seal to enable you to transport multiple boxes of samples collected. Visit our website to view the full range. www.versapak-anti-doping.com

- Place boxes within the Versapak Doping Control Holdall (fig f).



Fig f. Box within holdall

- Close the Versapak Holdall as illustrated in fig g.

Fig g. Versapak T2 security system explained



Pull zip



Place zip puller in chamber



Insert T2 security seal



Your holdall is now tamper evident



DO'S & DON'TS

- When handling samples, please take the necessary precautions, wear the correct protective clothing and gloves when handling samples.
- Once closed, the canister is to be placed in the packaging they were supplied with.
- **Do not** leave the canister in direct sunlight
- **Do not** attempt to scratch, smear or smudge serial numbers from the canister
- Once closed, **do not** attempt to reopen. Only qualified laboratories are permitted to open the sample kits and have the necessary tools required.



N.B. Only qualified Doping Control Officers should handle specimen collection and transportation to the laboratory. If you are in any doubt how to use the kits, do not attempt to use, contact your organisation manager.



Register and download further information regarding use, video training and instructions in other languages.

- *Pour voir et télécharger des instructions dans d'autres langues, visitez:*
- *Anweisungen zum Herunterladen und Herunterladen von Anweisungen in anderen Sprachen finden Sie unter:*
- *Para ver y descargar instrucciones en otros idiomas, visite:*
www.versapak-anti-doping.com

PLEASE NOTE any instructions for use published prior to this dated guide are no longer valid.

versapak[®]
Doping Control Limited

Versapak Doping Control Ltd., 4 Veridion Way, Erith, Kent DA18 4AL

Tel: +44 20 83 33 53 20

Email: info@versapak-anti-doping.com

www.versapak-anti-doping.com